
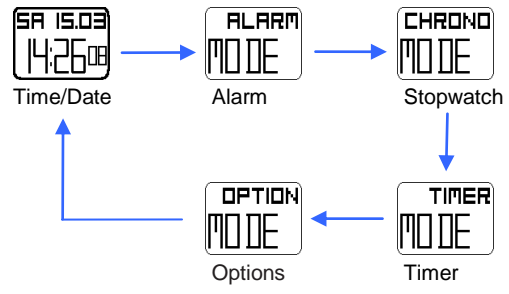

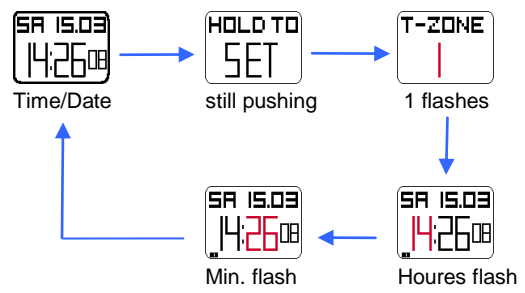

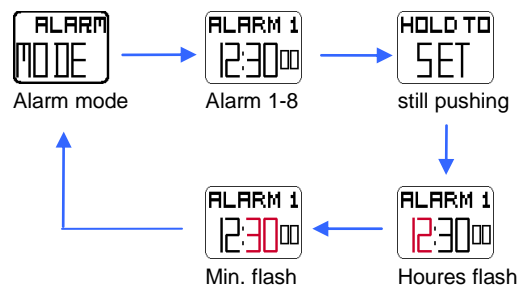



## Quick reference guide VibraLITE 8

<p><b>OPERATING MODES</b></p> <p>The watch has 5 operating modes:</p> <ul style="list-style-type: none"> <li>- Time / Date</li> <li>- Alarm</li> <li>- Chrono (Stopwatch)</li> <li>- Timer</li> <li>- Options</li> </ul> <p>Push the MODE button to switch from one mode to the other.</p>		 <pre> graph TD     A[Time/Date SA 15.03 14:26] --&gt; B[ALARM MODE]     B --&gt; C[CHRONO MODE]     C --&gt; D[TIMER MODE]     D --&gt; E[OPTION MODE]     E --&gt; A     </pre>
<p><b>TO SET TIME AND DATE</b></p> <p>&gt; flashing digits only can be adjusted!</p> <ul style="list-style-type: none"> <li>• hold the SET/RESET button (a) for 5 seconds and T-ZONE 1 will show and flash</li> <li>• push the MODE button (b) to switch to hours, minutes etc.</li> <li>• push the ST/STOP button (c) to adjust the time / date</li> <li>• complete setting by pushing the SET/RESET button. The digits will stop flashing.</li> </ul>		 <pre> graph TD     A[Time/Date SA 15.03 14:26] --&gt; B[HOLD TO SET still pushing]     B --&gt; C[T-ZONE 1 flashes]     C --&gt; D[SA 15.03 14:26 Hours flash]     D --&gt; E[SA 15.03 14:26 Min. flash]     E --&gt; A     </pre>
<p><b>TO SET ALARM 1-8</b></p> <p>Selecting Alarm 1-8: In the alarm mode push SET/RESET to switch to alarm2, alarm 3 etc.</p> <p>Adjusting: &gt; flashing digits only can be adjusted!</p> <ul style="list-style-type: none"> <li>• hold the SET/RESET button (a) for 5 seconds and hours will flash</li> <li>• push the ST/STOP button (c) to adjust the hours</li> <li>• push the MODE button (b) to switch to minutes</li> <li>• complete setting by pushing the SET/RESET button. The digits will stop flashing.</li> </ul> <p><b>Note:</b> The vibration needs to be activated separately (see below)!</p>		 <pre> graph TD     A[ALARM MODE] --&gt; B[ALARM 1 12:30]     B --&gt; C[HOLD TO SET still pushing]     C --&gt; D[ALARM 1 12:30 Hours flash]     D --&gt; E[ALARM 1 12:30 Min. flash]     E --&gt; A     </pre>
<p><b>TO ACTIVATE THE VIBRATION</b></p> <p>In the option mode push ST/STOP to turn vibration on or off. Switch to sound on/off by pushing the SET/RESET button.</p>		 <pre> graph LR     A[OPTION MODE] --&gt; B[VIBRA OFF]     B --&gt; C[VIBRA ON]     </pre>